


Citizen consumer and civic Action Group (CAG)
No 103, (First Floor) Eldams Road, Teynampet, Chennai - 600 018.



FCRA BALANCE SHEET AS AT 31st MARCH 2024

| LIABILITIES | 31.03.2024 | 31.03.2023 | ASSETS | 31.03.2024 | 31.03.2023 |
|--|---------------------|---------------------|------------------------------|---------------------|---------------------|
| CORPUS FUND | | | FIXED ASSETS | | |
| GENERAL FUND: | | | As per Schedule 1 | 12,979.00 | 15,269.00 |
| As per Last Balance Sheet | 2,560,181.00 | | | | |
| Add : Excess of Income Over Expenditure for the year | | 2,560,181.00 | INVESTMENTS : | | |
| | | | Fixed Deposits with SBI | 4,345,017.00 | 5,918,401.00 |
| CURRENT LIABILITIES | | | CURRENT ASSETS : | | |
| Grants received in advance: | | | Cash on Hand | - | - |
| As per schedule 3 | 6,312,383.00 | 5,832,451.00 | Balance with Scheduled Banks | 3,320,252.00 | 973,443.00 |
| Creditors for expenses | | | Grants receivables : | | |
| Others Expenses payable | 525.00 | 6,288.00 | As per Schedule 2 | 1,544,642.00 | 1,837,587.00 |
| Duties and Taxes | | | Tax deducted at Source | 54,202.00 | 40,194.00 |
| PF payable | 72,269.00 | | | | |
| ESI payable | 2,362.00 | 160,566.00 | | | |
| TDS payable | 103,963.00 | | | | |
| Provisions | | | | | |
| Gratuity Payable | 225,409.00 | 225,408.00 | | | |
| TOTAL | 9,277,092.00 | 8,784,894.00 | TOTAL | 9,277,092.00 | 8,784,894.00 |

As per Audit Report of even date

Date : 19th September 2024
Place : Chennai





R.Chandramouli
 Chartered Accountant
 Membership No: 22667
 UDIN : 24022667BKCYUW6356

Citizen consumer and civic Action Group (CAG)
No 103, (First Floor) Eldams Road, Teynampet, Chennai 600 018.

FCRA INCOME AND EXPENDITURE ACCOUNT FOR THE YEAR ENDED 31st MARCH 2024

| Expenditure | 31.03.2024 | 31.03.2023 | Income | 31.03.2024 | 31.03.2023 |
|--|----------------------|----------------------|---------------------------|----------------------|----------------------|
| Sponsored Projects Expenses | 21,877,661.00 | 21,215,313.00 | Sponsored Project Funding | 21,877,661.00 | 21,215,313.00 |
| Salary & Bonus | 1,423,412.00 | 1,346,256.00 | Recovery of Overheads | 2,291,954.00 | 2,681,767.00 |
| Payment to Auditor: Audit Fee : Certification charges | | 3,540.00 | | | |
| Staff Welfare Expenses | 800.00 | 10,280.00 | | | |
| Consultancy Charges | 21,036.00 | 109,570.00 | | | |
| Accounting Charges | 208,350.00 | 325,264.00 | | | |
| Rent Expenses | 486,000.00 | 606,000.00 | | | |
| Electricity Charges | 12,520.00 | 14,334.00 | | | |
| Printing & Stationery | | 2,117.00 | | | |
| Postage & Courier | 2,119.00 | 45,337.00 | | | |
| Communication Costs | | | | | |
| Website Charges | 30,257.00 | 63,750.00 | | | |
| Repairs & Maintenance | 59,956.00 | 89,776.00 | | | |
| Travelling Expenses | | 12,234.00 | | | |
| Misc Expenses | 3,970.00 | 16,426.00 | | | |
| Rates & Taxes | | | | | |
| Bank Charges | 33,493.00 | 22,187.00 | | | |
| Meeting Expenses | | | | | |
| Donation (s) | | | | | |
| Depreciation | 2,290.00 | 2,695.00 | | | |
| Gratuity | | | | | |
| Foreign exchange fluctuation | 7,751.00 | | | | |
| Income Over Expenses | | 12,001.00 | | | |
| TOTAL | 24,169,615.00 | 23,897,080.00 | TOTAL | 24,169,615.00 | 23,897,080.00 |

As per Audit Report of even date

Date : 19th September 2024
Place : Chennai



S. Anitha



R. Chandramouli

R.Chandramouli
Chartered Accountant
Membership No: 22667
UDIN : 24022667BKCYUW6356



Citizen consumer and civic Action Group (CAG)
No 103, (First Floor) Eldams Road, Teynampet, Chennai 600 018.

FIXED ASSETS SCHEDULE 1 AS ON 31st MARCH 2024

| Description | Dep % | WDV as on 31.03.2023 | Addition | | Deletion | Total | Depreciation for the year | WDV as on 31.03.2024 |
|----------------|-------|-------------------------|--------------------|-------------------|----------|---------------|------------------------------|-------------------------|
| | | | Before 180 Days | After 180 Days | | | | |
| BENQ Projector | 15% | 15,269 | | - | - | 15,269 | 2,290 | 12,979 |
| TOTAL | | 15,269 | - | - | - | 15,269 | 2,290 | 12,979 |

As per Audit Report of even date



R. Chandramouli

R.Chandramouli
Chartered Accountant
Membership No: 22667

UDIN : 24022667BKCYUW6356

Date : 19th September 2024
Place : Chennai



[Signature]



[Signature]

Citizen consumer and civic Action Group (CAG)
No 103, (First Floor) Eldams Road, Teynampet, Chennai 600 018.

FCRA SCHEDULE 2

GRANTS RECEIVABLES AS ON 31st MARCH 2024

| PARTICULARS | 31.03.2024 | 31.03.2023 |
|--|---------------------|---------------------|
| The International Federation of Red Cross and Red Crescent Societies | | 613,479.00 |
| Stichting Both Ends | 1,203,643.00 | 1,054,745.00 |
| The Global Health Advocacy Incubator | | 169,363.00 |
| Consumers International | 340,999.00 | |
| TOTAL | 1,544,642.00 | 1,837,587.00 |

FCRA SCHEDULE 3

GRANTS RECEIVED IN ADVANCE AS ON 31st MARCH 2024

| PARTICULARS | 31.03.2024 | 31.03.2023 |
|--|---------------------|---------------------|
| The International Federation of Red Cross and Red Crescent Societies | 992,573.00 | |
| International Sustainable Energy Foundation | 2,625,238.00 | |
| The Global Health Advocacy Incubator | 601,226.00 | |
| Global Alliance for Incinerator Alternatives | 25,050.00 | |
| Pure Earth | 701,119.00 | |
| New Venture Fund | | 3,045,384.00 |
| Rockefeller Philanthropy Advisors, Inc. (RPA) | | 1,428,464.00 |
| CAG Portion of Indirect Expenses | 1,367,177.00 | 1,358,603.00 |
| TOTAL | 6,312,383.00 | 5,832,451.00 |

As per Audit Report of even date



R.Chandramouli
Chartered Accountant
Membership No: 22667
UDIN : 24022667BKCYUW6356









Date : 19th September 2024
Place : Chennai

Citizen consumer and civic Action Group (CAG)
No 103, (First Floor) Eldams Road, Teynampet, Chennai 600 018.

DETAILS OF EXPENSES INCURRED IN SPONSORED PROJECTS FOR THE YEAR ENDING 31st MARCH 2024

| SPONSORER | The Global Health Advocacy Incubator | The International Federation of Red Cross and Red Crescent Societies | Global Alliance For Incinerator Alternatives | Consumers International.Green Action Fund (GAF) | TOTAL |
|--|---|--|--|---|------------------|
| PROJECT NAME | Harnessing Patient Voices on Hypertension | Campaign for improved road safety in India Specific focus on Tamil Nadu - IV | Brand Audit | No plastics on our hand | |
| Grant received in advance as on 1.4.2023 | (169,363) | (613,479) | | | (782,842) |
| Received against outstanding | | | | | - |
| Fresh Grant received/(Refunded) | 2,888,046 | 5,122,450 | 74,205 | 251,453 | 8,336,154 |
| Add : Interest earned/ Foreign Exchange Loss (or) Gain | | | | (1,353) | (1,353) |
| Less : Transferred to advance | (601,226) | (992,573) | (19,982) | | (1,613,781) |
| Add : Grants receivables | | | | | - |
| GRANTS RECEIVED | 2,117,457 | 3,516,398 | 54,223 | 250,100 | 5,938,178 |
| Expenses incurred | | | | | |
| Administrative expenses | 580,323 | 792,115 | | 100,000 | 1,472,438 |
| Infrastructure | | | | | |
| Material information/ collection/documentation | 72,322 | 211,681 | 36,300 | 90,839 | 411,142 |
| Human Resources | 1,302,498 | 1,600,637 | 14,841 | | 2,917,976 |
| Report publication/dissemination | | | | 33,630 | 33,630 |
| Meeting Expenses | 162,314 | 911,965 | | 25,631 | 1,099,910 |
| Travelling | | | 3,082 | | 3,082 |
| TOTAL EXPENSES | 2,117,457 | 3,516,398 | 54,223 | 250,100 | 5,938,178 |

Date : 19th September 2024
Place : Chennai



[Handwritten Signature]



[Handwritten Signature]



As per Audit Report of even date

[Handwritten Signature]

R.Chandramouli
Chartered Accountant
Membership No: 22667
UDIN : 24022667BKCYUW6356

Citizen consumer and civic Action Group (CAG)
No 103, (First Floor) Eldams Road, Teynampet, Chennai 600 018.

DETAILS OF EXPENSES INCURRED IN SPONSORED PROJECTS FOR THE YEAR ENDING 31st MARCH 2024

| SPONSORER | Stichting Both Ends | Rockefeller Philanthropy Advisors, Inc. (RPA) - Urban Movement Innovation Fund | International Sustainable Energy Foundation (ISEF) | Consumers International | Both Ends | |
|--|--|--|---|---|--|-------------|
| PROJECT NAME | To contribute to environmental sustainability and inclusive governance by engaging with the government agencies and local communities and citizens in the adoption of climate-friendly alternatives through a combination of information sharing, capacity building, research and technical interventions - VIII | Accelerating Decarbonised Transport-Mobility Pathways - India | Accelerating Clean Energy Transition by Improving Stakeholder Participation for Electricity Governance in India | Fair Digital Finance Accelerator (FDFA) | To contribute to environmental sustainability and inclusive governance by engaging with the government agencies and local communities and citizens in the adoption of climate-friendly alternatives through a combination of information sharing, capacity building, research and technical interventions - IX | TOTAL |
| Grant received in advance as on 1.4.2023 | (343,860) | 1,428,464 | | | | 1,084,604 |
| Received against outstanding | 338,077 | | | | | 338,077 |
| Fresh Grant received/(Refunded) | | | 4,139,515 | 754,663 | | 4,894,178 |
| Add : Interest earned/ Foreign Exchange Loss (or) Gain | 5,783 | | | | | 5,783 |
| Less :Transferred to advance | | | (2,625,238) | | | (2,625,238) |
| Add : Grants receivables | | | | 340,999 | 388,374 | 729,373 |
| GRANTS RECEIVED | - | 1,428,464 | 1,514,277 | 1,095,662 | 388,374 | 4,426,777 |
| Expenses incurred | | | | | | - |
| Administrative expenses | | 284,974 | 252,379 | 84,092 | 98,184 | 719,629 |
| Infrastructure | | | | | | - |
| Material information/ collection/documentation | | 483,764 | | 116,080 | | 599,844 |
| Human Resources | | 462,200 | 770,009 | | 290,190 | 1,522,399 |
| Report publication/dissemination | | | 29,924 | 7,080 | | 37,004 |
| Meeting Expenses | | 197,526 | 461,965 | 310,000 | | 969,491 |
| Travelling | | | | 578,410 | | 578,410 |
| TOTAL EXPENSES | | 1,428,464 | 1,514,277 | 1,095,662 | 388,374 | 4,426,777 |

Date : 19th September 2024
Place : Chennai



As per Audit Report of even date

R.Chandramouli
R.Chandramouli
Chartered Accountant
Membership No: 22667
UDIN : 24022667BKCYUW6356



Citizen consumer and civic Action Group (CAG)
No 103, (First Floor) Eldams Road, Teynampet, Chennai 600 018.

DETAILS OF EXPENSES INCURRED IN SPONSORED PROJECTS FOR THE YEAR ENDING 31st MARCH 2024

| SPONSORER | Stichting SED Fund | New Venture Fund | Pure Earth | Consumers International | Consumers International | Global Alliance for Incinerator Alternatives | TOTAL |
|--|---|---|---|--|--|--|-------------------|
| PROJECT NAME | Empowering local communities the environmental Impact Assessment process - VIII | Supporting Tamil Nadu in Accelerating Clean Energy Share in its Power Sector II | Study to identify the sources contributing to elevated blood levels in Tamil Nadu | International Negotiating Committee on Plastic Pollution (INC-2)(Global Plastics Treaty meeting) | International Negotiating Committee on Plastic Pollution (INC-3)(Global Plastics Treaty meeting) | International Negotiating Committee on Plastic Pollution (INC-4)(Global Plastics Treaty meeting) | |
| Grant received in advance as on 1.4.2023 | (710,885) | 3,045,384 | | | | | 2,334,499 |
| Received against outstanding | | - | | | | | - |
| Fresh Grant received/(Refunded) | 7,382,845 | | 889,013 | 131,403 | 140,969 | 146,191 | 8,690,421 |
| Add : Interest earned/ Foreign Exchange Loss (or) Gain | | - | | 551 | 2,770 | | 3,321 |
| Less : Transferred to advance | - | | (701,119) | | | (5,068) | (706,187) |
| Add : Grants receivables | 815,269 | - | | | | | 815,269 |
| GRANTS RECEIVED | 7,487,229 | 3,045,384 | 187,894 | 131,954 | 143,739 | 141,123 | 11,137,323 |
| Expenses incurred | | | | | | | |
| Administrative expenses | 939,367 | 609,079 | 31,316 | | | | 1,579,762 |
| Infrastructure | | | | | | | - |
| Material information/ collection/documentation | 1,287,283 | 382,990 | | | | | 1,670,273 |
| Human Resources | 3,036,324 | 1,771,500 | | | | | 4,807,824 |
| Report publication/dissemination | 33,000 | | | | | | 33,000 |
| Meeting Expenses | 2,041,255 | 280,405 | 156,578 | 131,954 | 143,739 | 141,123 | 2,895,054 |
| Travelling | 150,000 | 1,410 | | | | | 151,410 |
| TOTAL EXPENSES | 7,487,229 | 3,045,384 | 187,894 | 131,954 | 143,739 | 141,123 | 11,137,323 |



Aravinda



Date : 19th September 2024
Place : Chennai



As per Audit Report of even date

R. Chandramouli

R.Chandramouli
Chartered Accountant
Membership No: 22667
UDIN : 24022667BKCYUW6356

Citizen consumer and civic Action Group (CAG)
No 103, (First Floor) Eldams Road, Teynampet, Chennai 600 018.

CONSOLIDATION DETAILS OF EXPENSES INCURRED IN PROJECTS FOR THE YEAR ENDING 31st MARCH 2024

| PARTICULARS | FC 1 | FC 2 | FC 3 | CAG Portion of Indirect Income/ (Expenses) | Foreign Contribution (Total) | Domestic Contribution (Total) | Consolidated Total |
|---|------------------|------------------|-------------------|---|------------------------------------|-------------------------------------|-----------------------|
| Grant received in advance as on 1.4.2023 | (782,842) | 1,084,604 | 2,334,499 | 1,358,603 | 3,994,864 | (100,541) | 3,894,323 |
| Received against outstanding | - | 338,077 | - | - | 338,077 | 90,000 | 428,077 |
| Fresh Grant received/(Refunded) | 8,336,154 | 4,894,178 | 8,690,421 | | 21,920,753 | 2,382,238 | 24,302,991 |
| Add :Interest earned/ Foreign Exchange Loss (or) Gain | (1,353) | 5,783 | 3,321 | 383,957 | 391,708 | - | 391,708 |
| Interest earned and allocated to project | - | - | - | | - | | |
| Less :Transferred to advance | (1,613,781) | (2,625,238) | (706,187) | (1,367,177) | (6,312,383) | (436,200) | (6,748,583) |
| Add : Grants receivables | - | 729,373 | 815,269 | | 1,544,642 | 80,000 | 1,624,642 |
| | | | | | | | |
| GRANTS RECEIVED | 5,938,178 | 4,426,777 | 11,137,323 | 375,383 | 21,877,661 | 2,015,497 | 23,893,158 |
| Expenses incurred | | | | | | | |
| Administrative expenses | 1,472,438 | 719,629 | 1,579,762 | 375,383 | 4,147,212 | 181,713 | 4,328,925 |
| Infrastructure | | | | | | | |
| Material information/ collection/documentation | 411,142 | 599,844 | 1,670,273 | | 2,681,259 | 1,020,800 | 3,702,059 |
| Human Resources | 2,917,976 | 1,522,399 | 4,807,824 | - | 9,248,199 | 546,938 | 9,795,137 |
| Report publication/dissemination | 33,630 | 37,004 | 33,000 | - | 103,634 | 31,366 | 135,000 |
| Meeting Expenses | 1,099,910 | 969,491 | 2,895,054 | - | 4,964,455 | 229,426 | 5,193,881 |
| Travelling | 3,082 | 578,410 | 151,410 | - | 732,902 | 5,254 | 738,156 |
| | | | | | | | |
| TOTAL EXPENSES | 5,938,178 | 4,426,777 | 11,137,323 | 375,383 | 21,877,661 | 2,015,497 | 23,893,158 |

As per Audit Report of even date

[Handwritten Signature]

[Handwritten Signature]



[Handwritten Signature]

R.Chandramouli
Chartered Accountant
Membership No: 22667
UDIN : 24022667BKCYUW6356

Date : 19th September 2024
Place : Chennai

